

Deuteron Polarimetry

With the stable spin axis in COSY oriented along y and assuming parity conservation, the count rate for a given polarization state p at some time interval t of the COSY cycle is

$$\begin{aligned}
 N(\theta, \phi, p, t) = & L(p, t) \sigma(\theta) \epsilon(\theta, \phi) \\
 & \left(1 + \frac{3}{2} p_Z(p, t) A_y(\theta) \cos \phi \right. \\
 & \left. - \frac{1}{4} p_{ZZ}(p, t) A_{xx-yy}(\theta) \cos 2\phi \right. \\
 & \left. - \frac{1}{4} p_{ZZ}(p, t) A_{zz}(\theta) \right)
 \end{aligned} \tag{1}$$

with

p_Z	:	vector polarization
p_{ZZ}	:	tensor polarization
σ	:	unpolarized cross section
A_y	:	vector analyzing power
A_{xx-yy}, A_{zz}	:	tensor analyzing powers
$\epsilon(\theta, \phi)$:	detector efficiency
$L(p, t)$:	luminosity

The indices are:

$p = 1, 2, 3, 4, 5$:	for polarization states, e.g. $(p_Z, p_{ZZ}) = (0, 0), (1, 1), (-1, 1), (0, 1), (0, -2)$
$t = 0, 1$:	time interval prior (0) and after spinflip (1)

Strategy

1. Take large data sample (1 shift?) with polarized deuteron beam. Fix polarizations for 2-3 polarization states (**information from source needed!!**)
With a χ^2 -Fit \Rightarrow determine analyzing powers
 \Rightarrow determine efficiencies

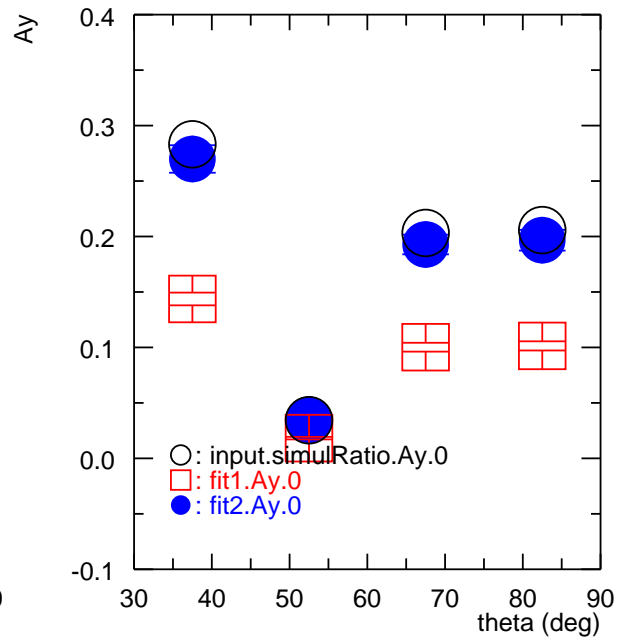
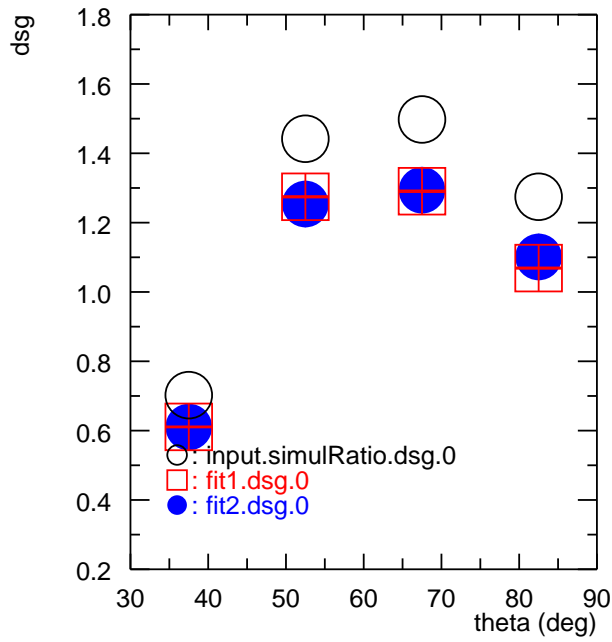
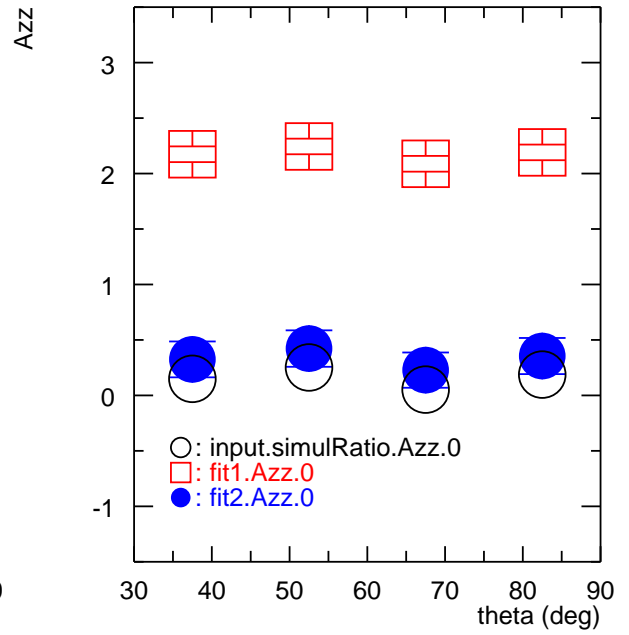
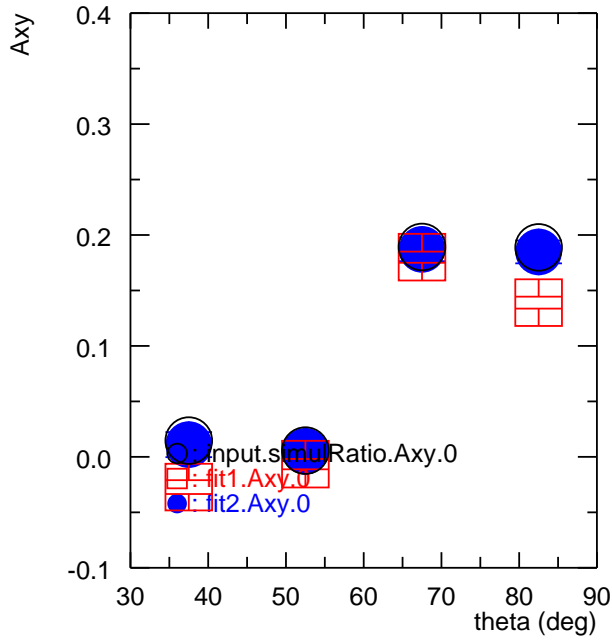
2. For polarization measurements: use these analyzing powers and efficiencies and determine polarizations.

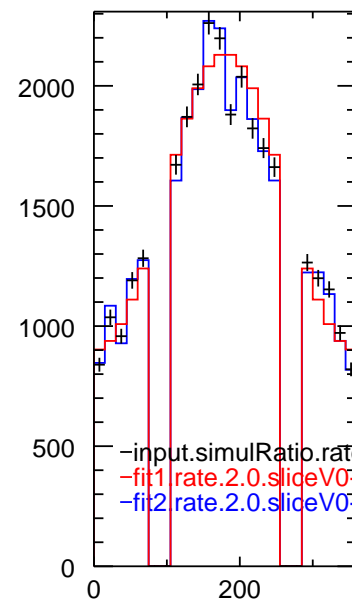
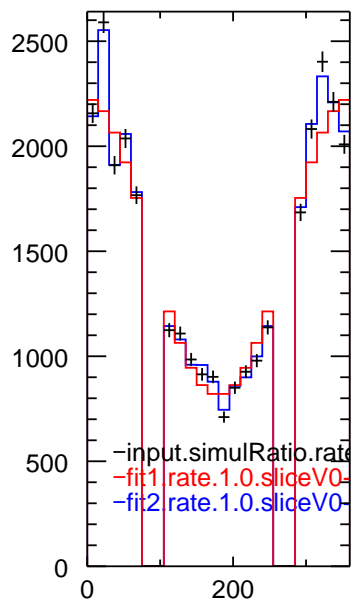
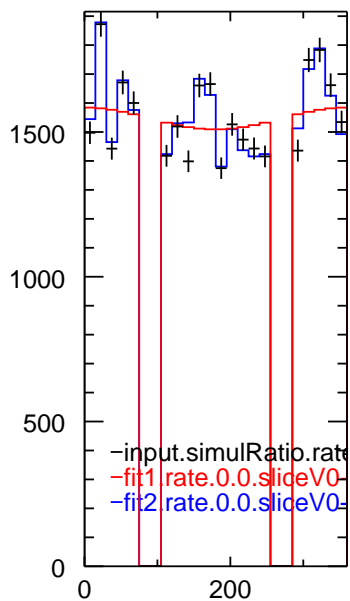
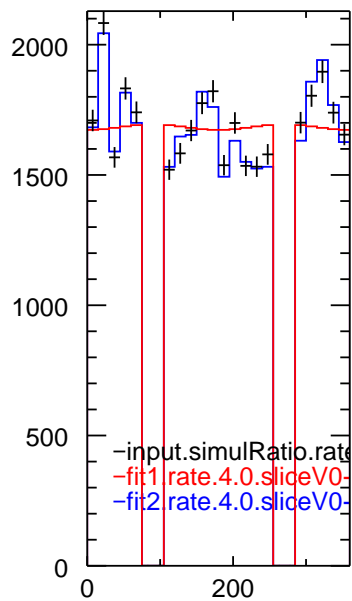
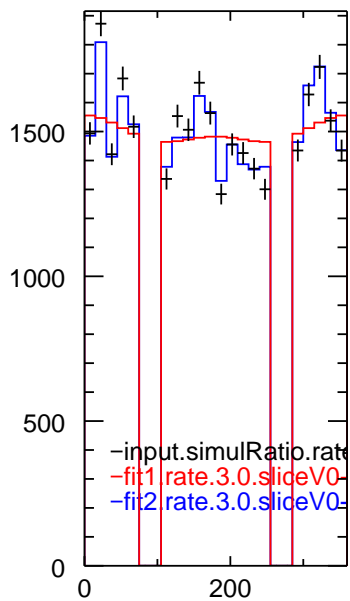
In a χ^2 -fit we can use

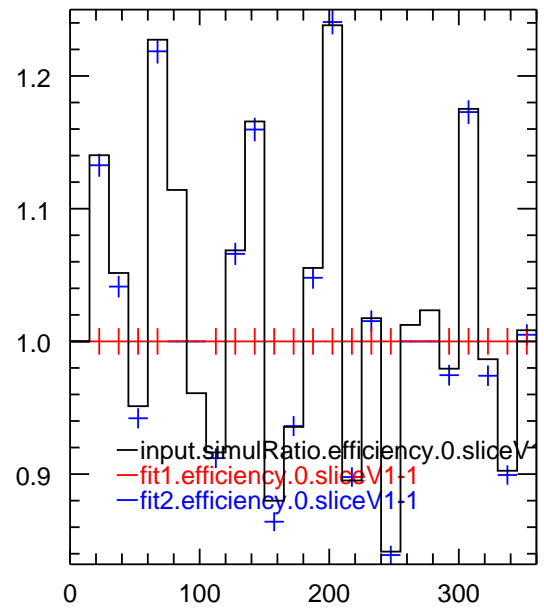
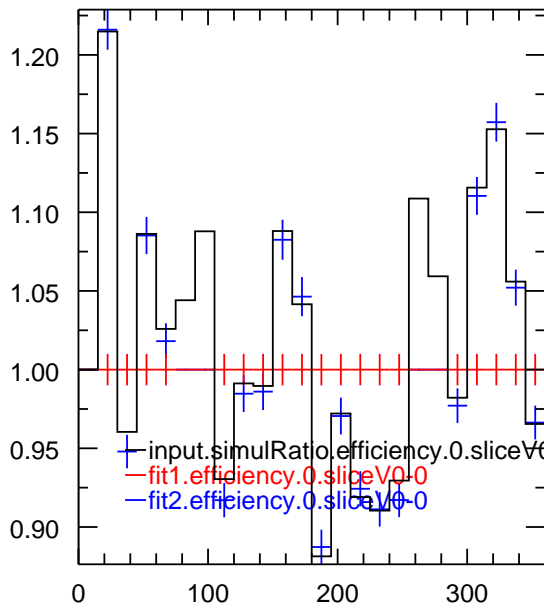
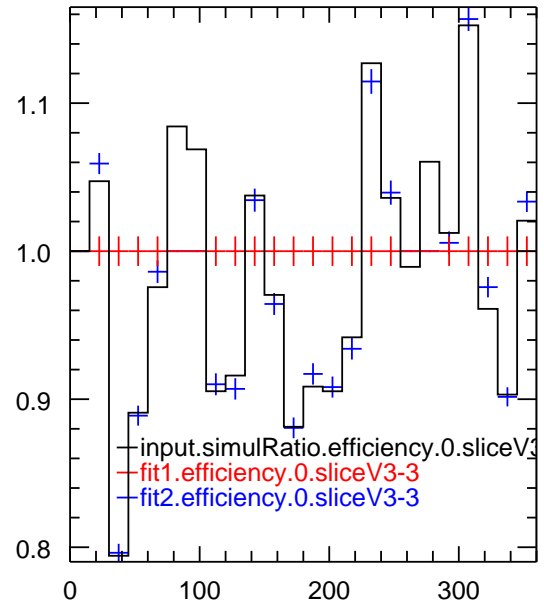
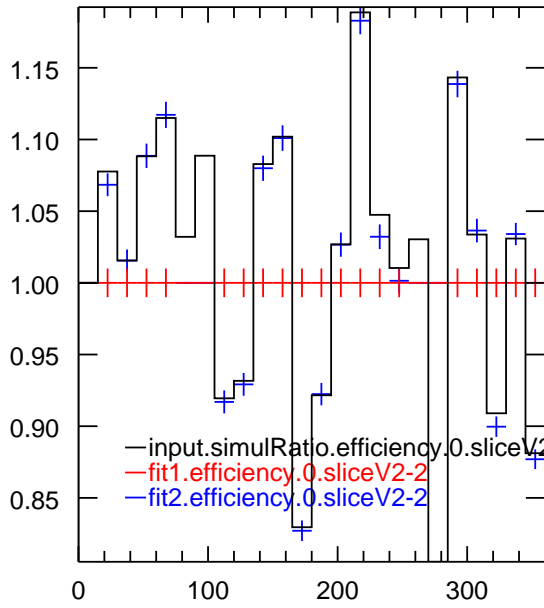
$$p_Z(p, 1) = R_V p_Z(p, 0) \ ; \ p_{ZZ}(p, 1) = R_T p_{ZZ}(p, 0)$$

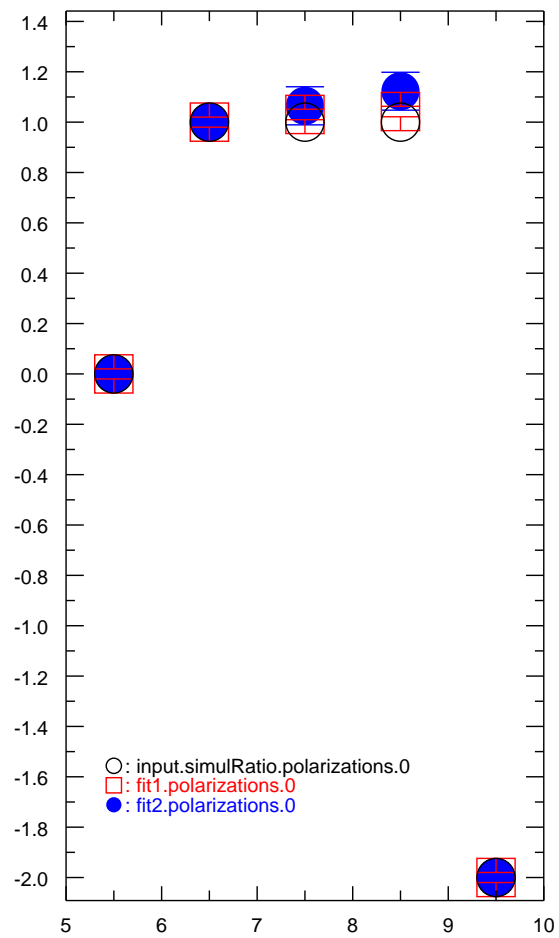
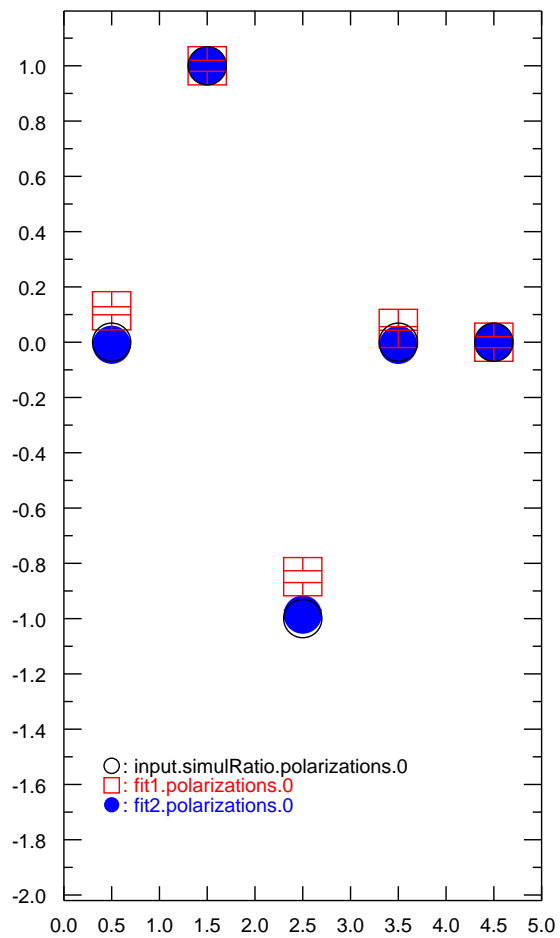
and determine R_V and R_T directly.

Example: with $N = 2M$ Events, and $A_i \approx 0.15 \pm 0.15$ and $\epsilon = 0.9 \dots 1.1$ one can obtain $R_V (R_T)$ to a precision of 0.01 (0.02)









Rate Considerations

EDDA DAQ rate: $\approx 1kHz$. For measurements with the fiber-target the duty cycle is of the order 10-20%.

\Rightarrow : $\approx 500k$ Events/hour on tape \Rightarrow : $> 50k$ Events/hour in the online display

Items for the Run Plan

- Choose lower energy?
e.g. $p = 2000\text{MeV}/c$ ($T = 866.27$ MeV)
 $\Rightarrow \beta = 0.7294, \gamma = 1.4618, \gamma G = -0.2085, f_c = 1.1895$ MHz, $f_R = 0.9415$ MHz
Note: especially tensor analyzing powers may be larger!
- Allocate time to take large sample of scattering data ($> 1\text{shift}$) with 5 different polarization states.
- After that we need some time for data replay, to find out what are efficient cuts on the data to select events classes with sizeable analyzing powers. This will possibly result in changes for the trigger.